

Caring for Others Survey 2012

Local Results

This national survey was issued by The Health & Social Care Information Centre.

The results of the survey will be used by the Care Quality Commission, the Department of Health, the Health and Social Care Information Centre and South Gloucestershire's Children, Adults & Health Department to see how happy people are with their support and services. There is a need to find out how services received by carers are helping them in their caring role and their life outside of caring, and also their perception of services provided to the cared for person.

Carers in South Gloucestershire:

There are over 27,636 carers in South Gloucestershire

- 5,384 are providing unpaid care for 50 hours or more a week
- Currently 1,300 South Gloucestershire adult carers are known to the council's Children, Adults and Health department (CAH)
- 2,290 carers are known to the Carers Support Centre

In October last year 392 surveys were sent out to carers who had received an assessment in their own right from South Gloucestershire Council.

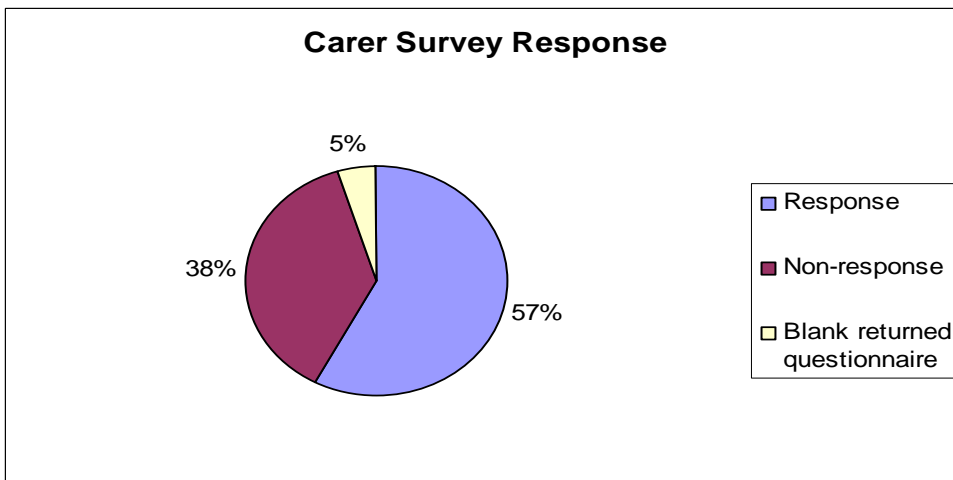
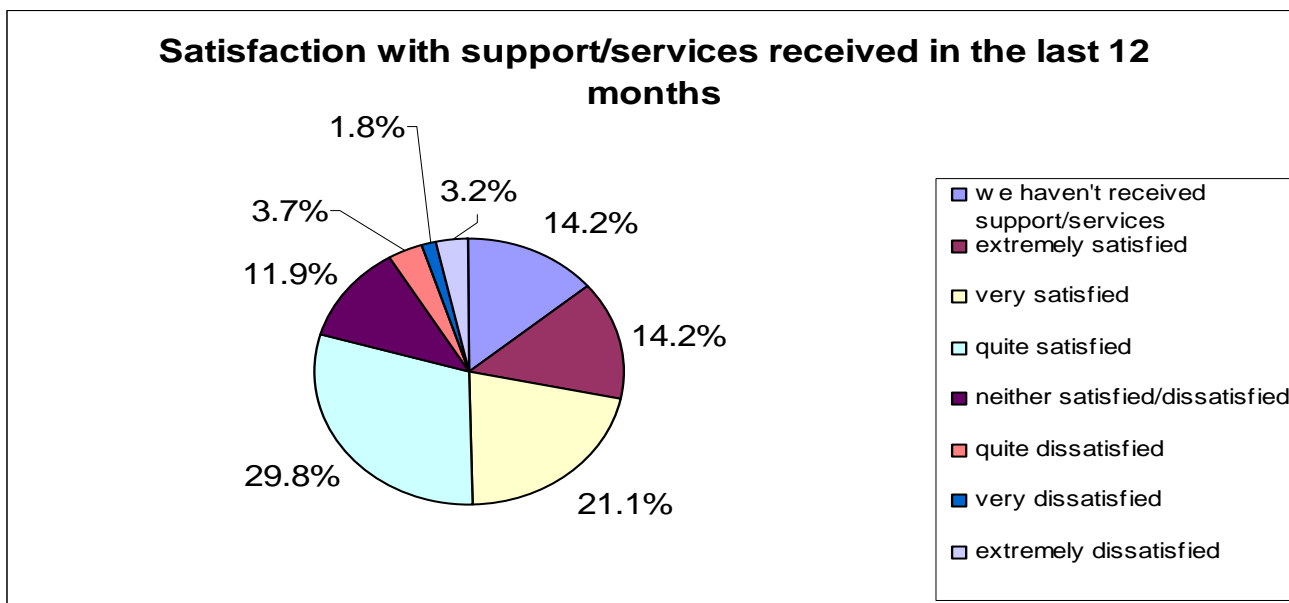


Table showing numbers

Response	225
Non-response	148
Blank returned questionnaire	19
Total	392

Of the 225 who responded...

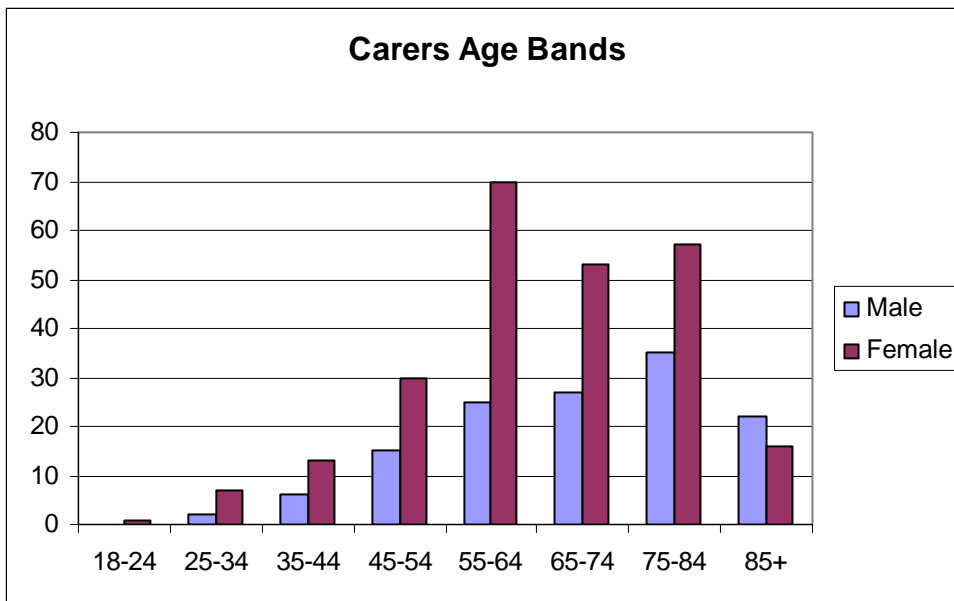
Overall, how satisfied or dissatisfied are you with the support or services you and the person you care for have received from Community Care in the last 12 months?



Number

We haven't received support/services	31
Extremely satisfied	31
Very satisfied	46
Quite satisfied	65
Neither satisfied/dissatisfied	26
Quite dissatisfied	8
Very dissatisfied	4
Extremely dissatisfied	7
Total responses	218
No response	7

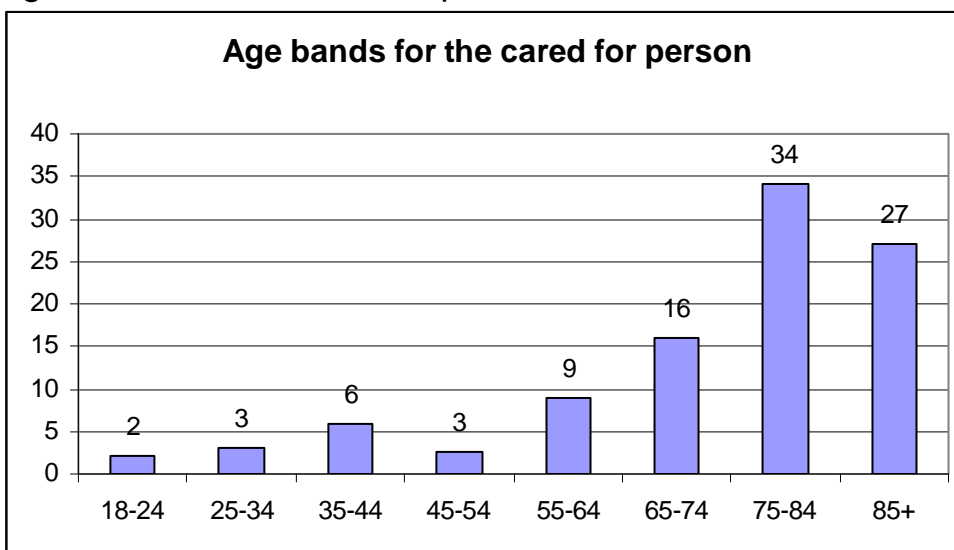
Age bands & gender of carer (taken off South Gloucestershire Council records)



In total there were:

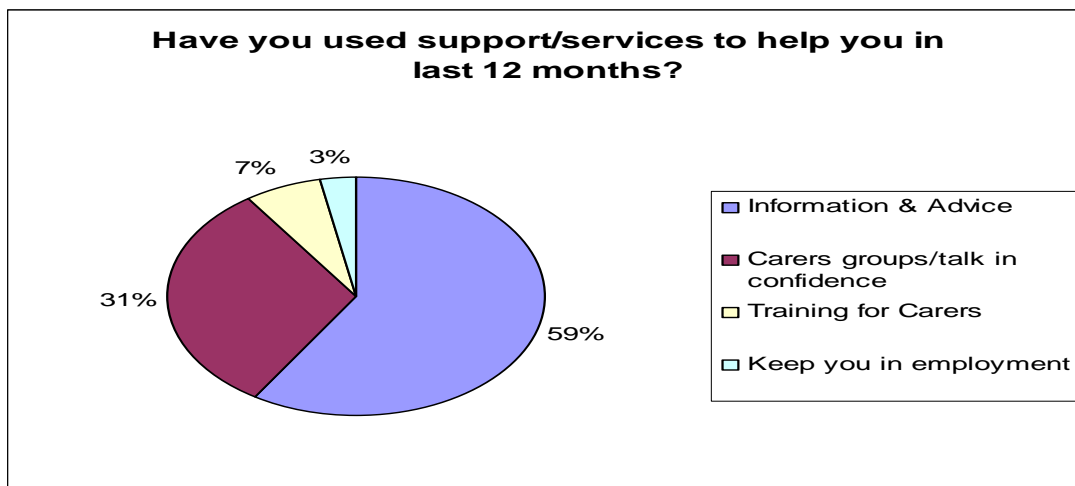
- 140 male carers
- 252 female carers
- 13 carers did not record their age

Age band for the cared for person as answered on the survey



Age band	Number
18-24	5
25-34	7
35-44	13
45-54	6
55-64	20
65-74	36
75-84	77
85+	61
Totals	225

Have you used any of the support or services listed below, to help you as a carer over the last 12 months? *They may be provided by different organisations, such as a voluntary organisation, a private agency or Social Services. Please do not include any unpaid help from family and friends.*

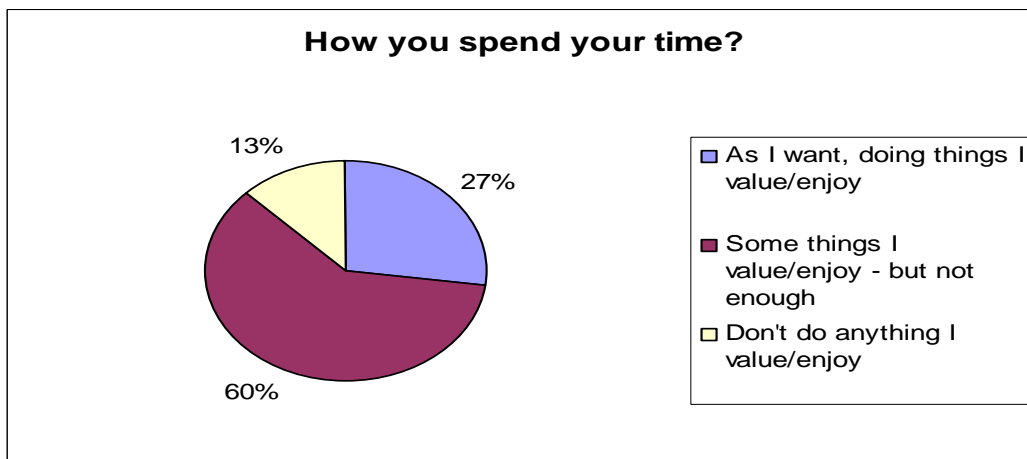


	Number
Information & Advice	114
Carers groups/talk in confidence	61
Training for Carers	13
Keep you in employment	6
	194

The sum of the responses may not equal the total number of respondents as the survey invited carers to tick more than one answer.

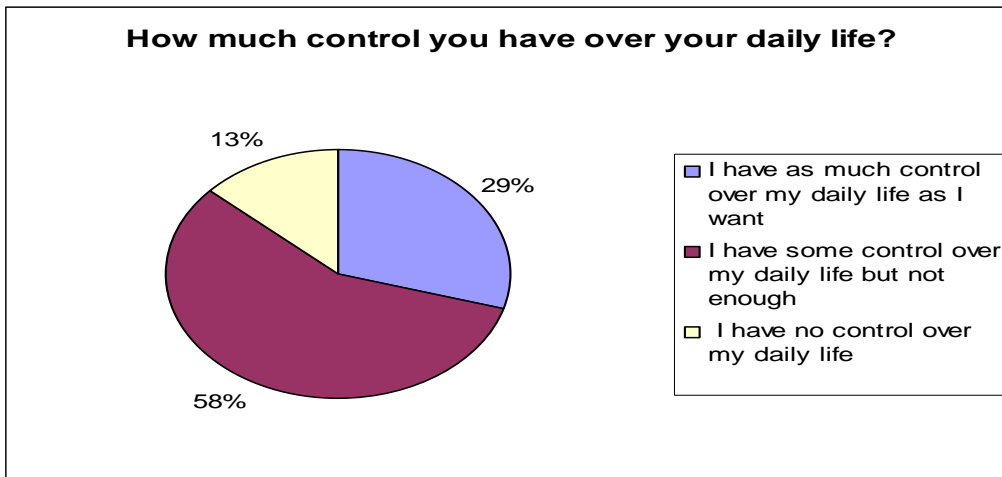
Which of the following statements best describes how you spend your time?

When you are thinking about what you do with your time, please include anything you value or enjoy, including formal employment, voluntary or unpaid work, caring for others and leisure activities.



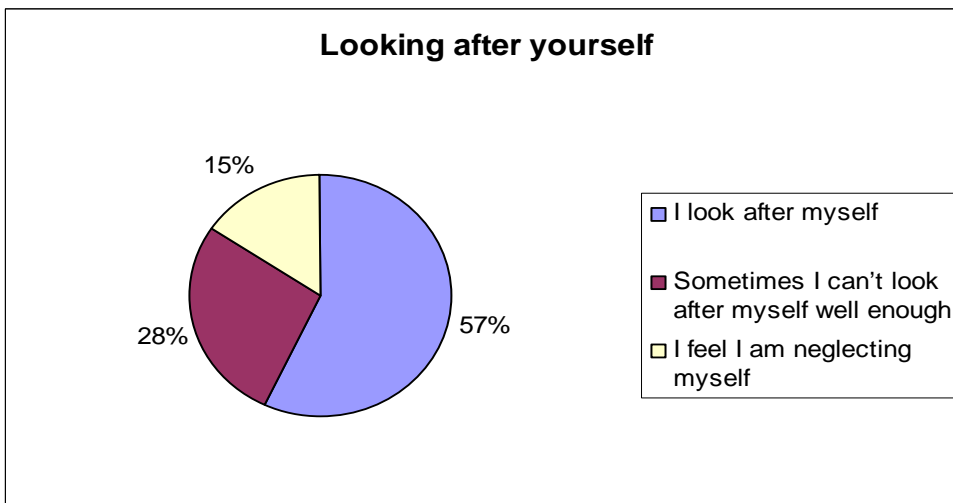
	Number
As I want, doing things I value/enjoy	58
Some things I value/enjoy - but not enough	129
Don't do anything I value/enjoy	27
Total	214
No response	11

Which of the following statements best describes how much control you have over your daily life?



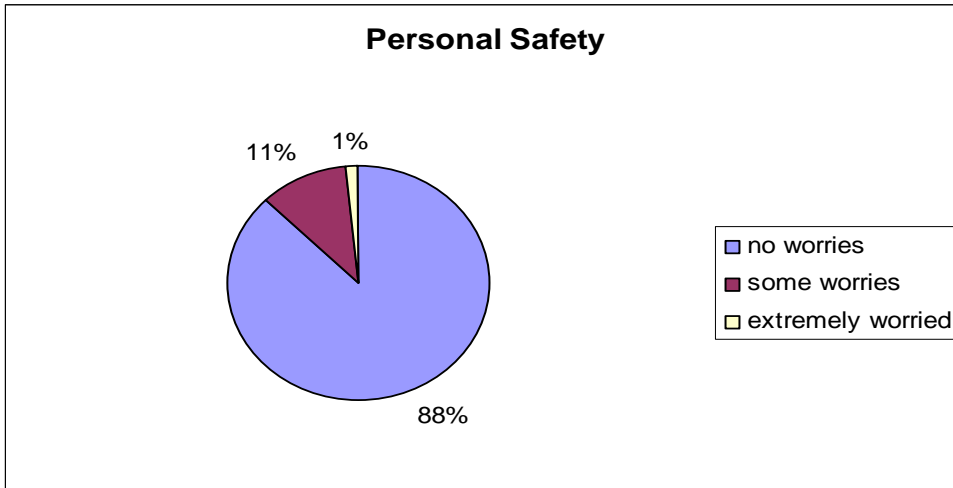
	Number
I have as much control over my daily life as I want	64
I have some control over my daily life but not enough	124
I have no control over my daily life	29
Total	217
No response	8

Thinking about how much time you have to look after yourself – in terms of getting enough sleep or eating well – which statement best describes your present situation?



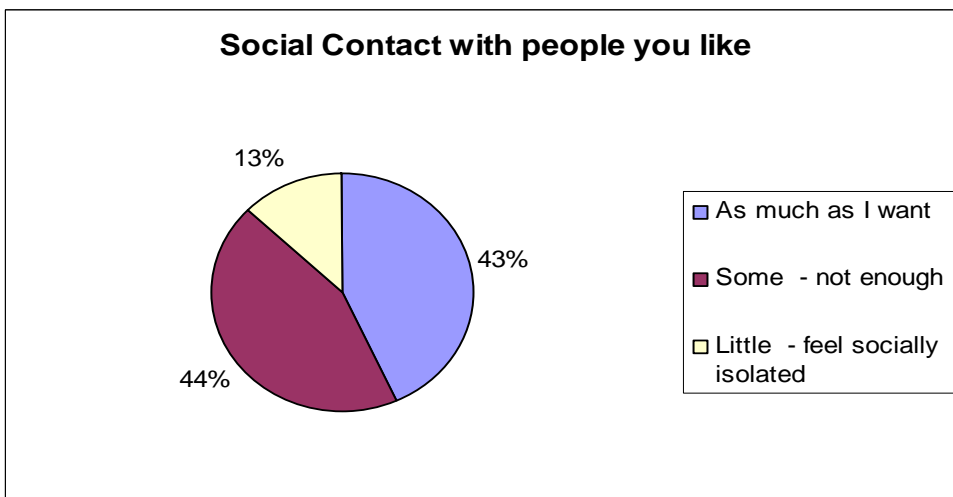
	Number
I look after myself	125
Sometimes I can't look after myself well enough	61
I feel I am neglecting myself	34
Total	220
No response	5

Thinking about your personal safety, which of the statements best describes your present situation? By 'personal safety' we mean feeling safe from fear of abuse, being attacked or other physical harm.



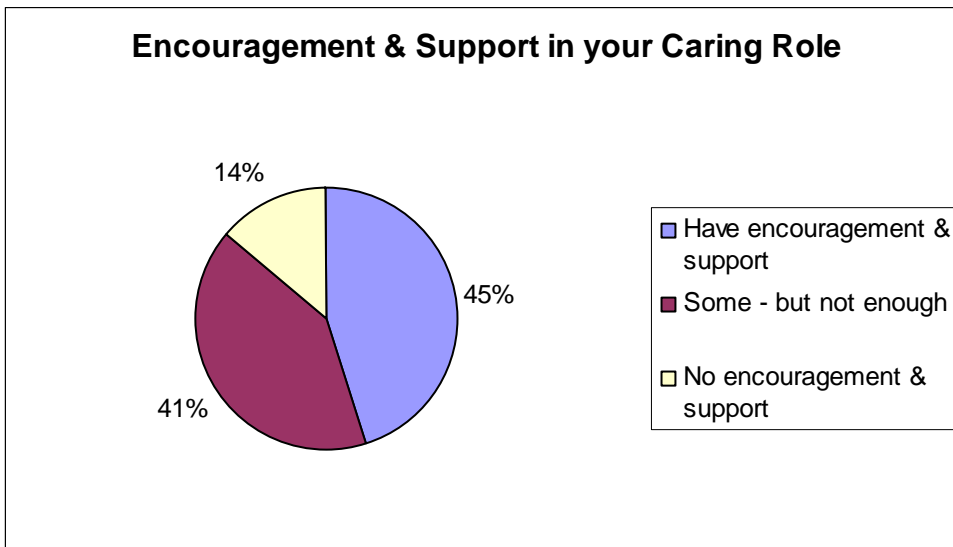
	Number
No worries	194
Some worries	25
Extremely worried	3
Total	222
No response	3

Thinking about how much social contact you've had with people you like, which of the following statements best describes your social situation?



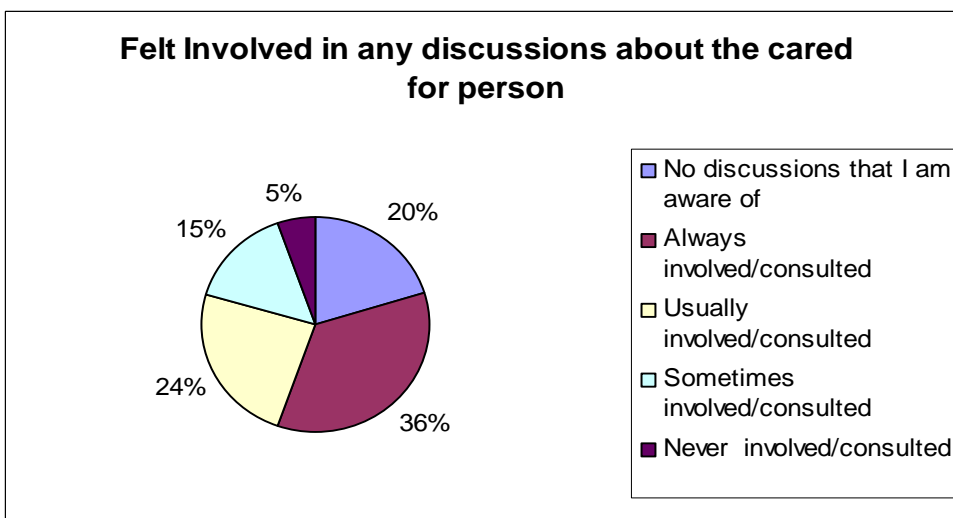
	Number
As much as I want	95
Some - not enough	97
Little - feel socially isolated	28
Total	220
No response	5

Thinking about encouragement and support in your caring role, which of the following statements best describes your present situation?



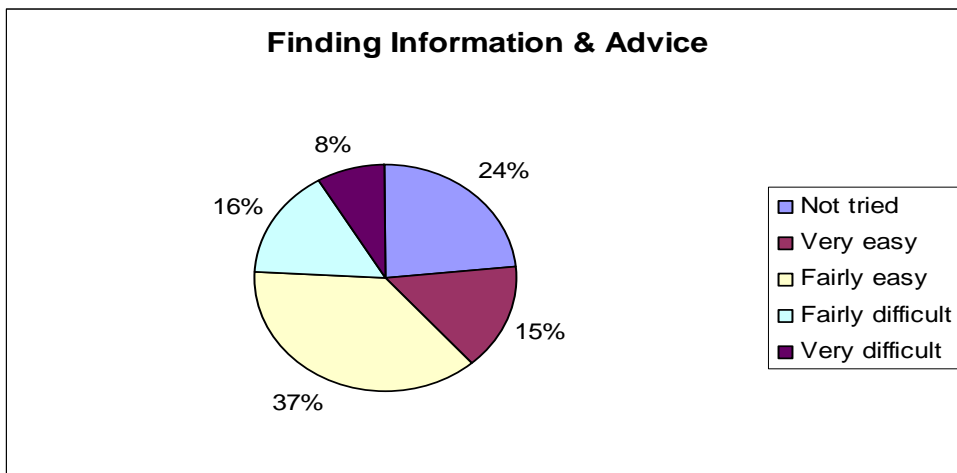
	Number
Have encouragement & support	97
Some - but not enough	89
No encouragement & support	30
Total	216
No response	9

Do you feel you have been involved or consulted as much as you wanted to be, in discussions about the support or services provided to the person you care for?



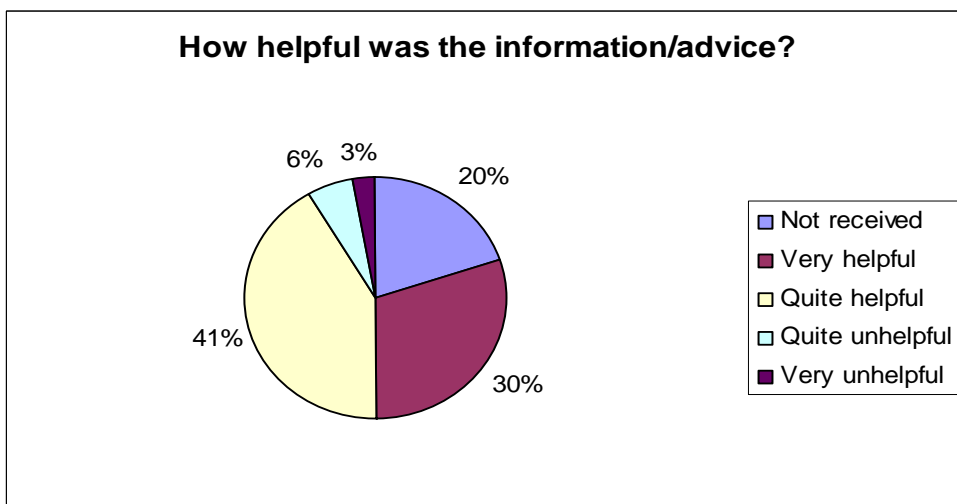
	Number
No discussions that I am aware of	43
Always involved/consulted	75
Usually involved/consulted	51
Sometimes involved/consulted	33
Never involved/consulted	11
Total	213
No response	12

Have you found it easy or difficult to find information and advice about support, services or benefits? *Please include information and advice from different sources, such as voluntary organisations and private agencies as well as Social Services.*



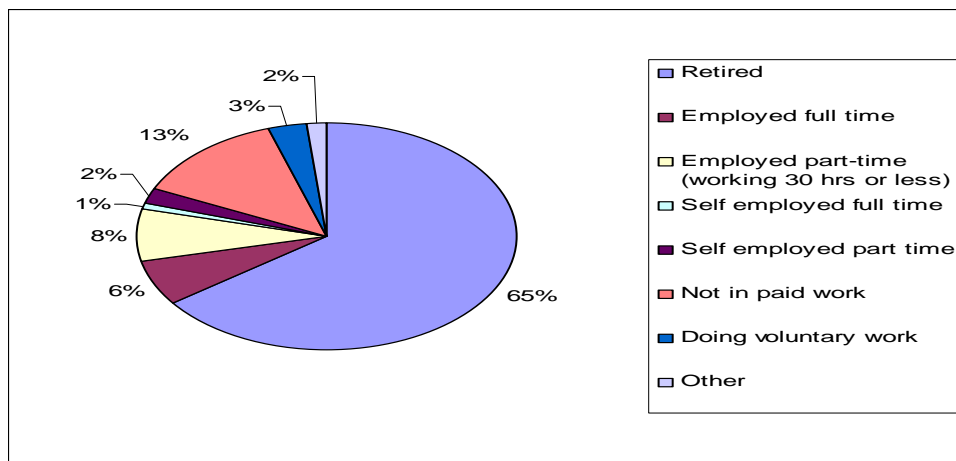
	Number
Not tried	51
Very easy	32
Fairly easy	80
Fairly difficult	34
Very difficult	18
Total	215
No response	10

How helpful has the information and advice you have received been? *Please include information and advice from different organisations, such as voluntary organisations and private agencies as well as Social Services.*



	Number
Not received	42
Very helpful	63
Quite helpful	88
Quite unhelpful	12
Very unhelpful	6
Total	211
No response	14

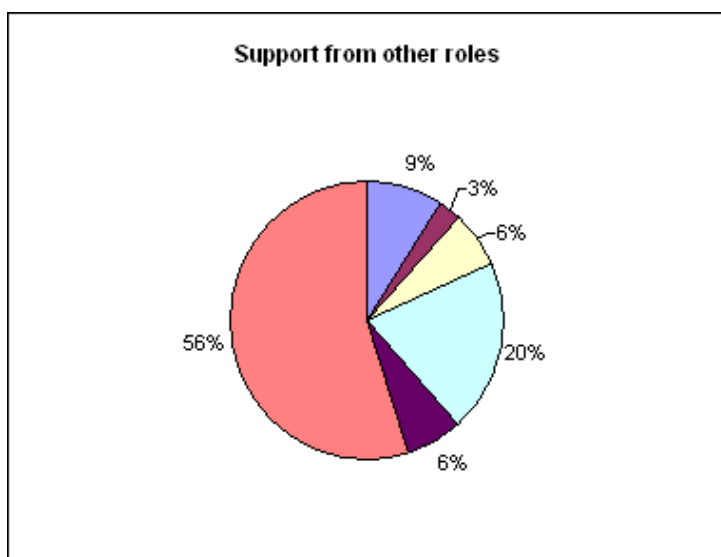
In addition to your caring role, please tell us which of the following also applies to you?



	Number
Retired	155
Employed full time	15
Employed part-time (working 30 hrs or less)	18
Self employed full time	2
Self employed part time	5
Not in paid work	31
Doing voluntary work	8
Other	4
Total	238

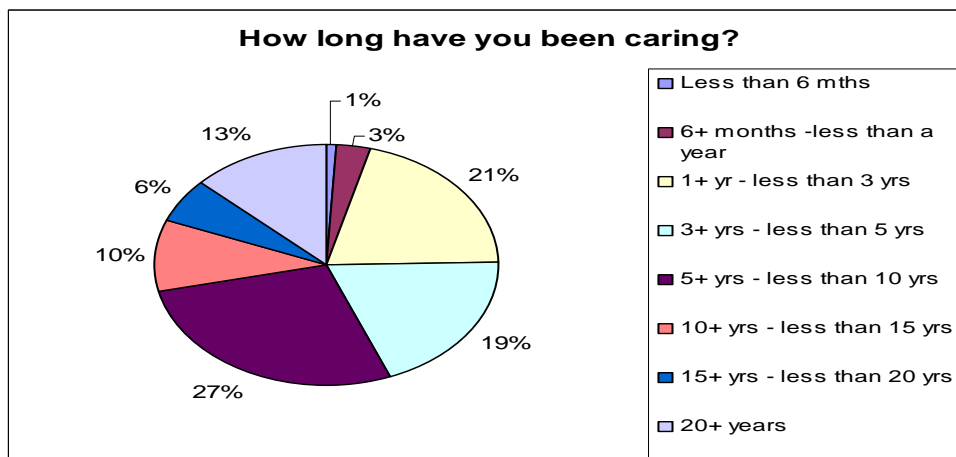
The sum of the responses may not equal the total number of respondents as Carers were invited to tick more than one answer.

Thinking about combining paid work and caring, which of the following statements best describes your current situation?



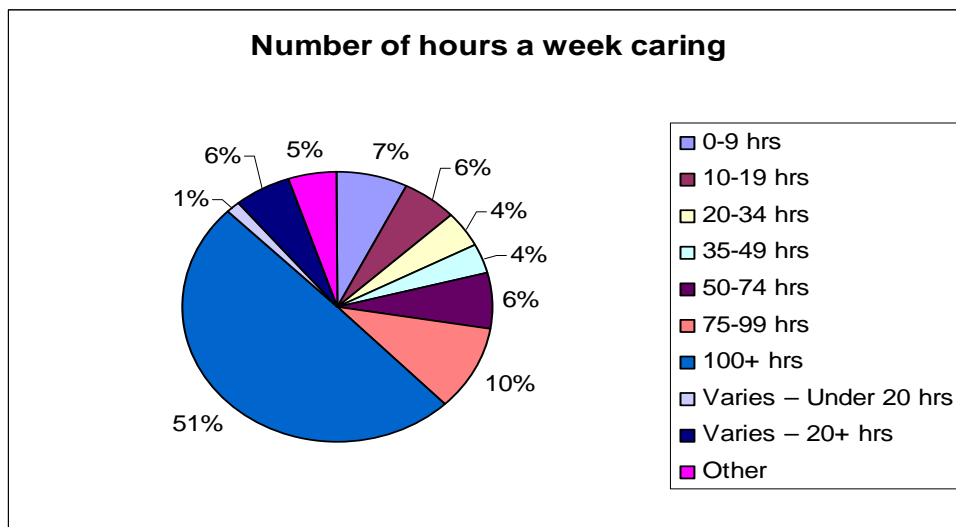
	Number	Percentage
Paid employment - supported by my employer	17	9
Paid employment - not supported by my employer	5	3
Don't need any support from employer to combine work/caring	12	6
Not in paid employment because of caring role	37	20
Not in paid employment - for other reasons	12	6
Self-employed/retired	102	55
Total	185	
no response	40	

How long have you been looking after or helping the person you care for?



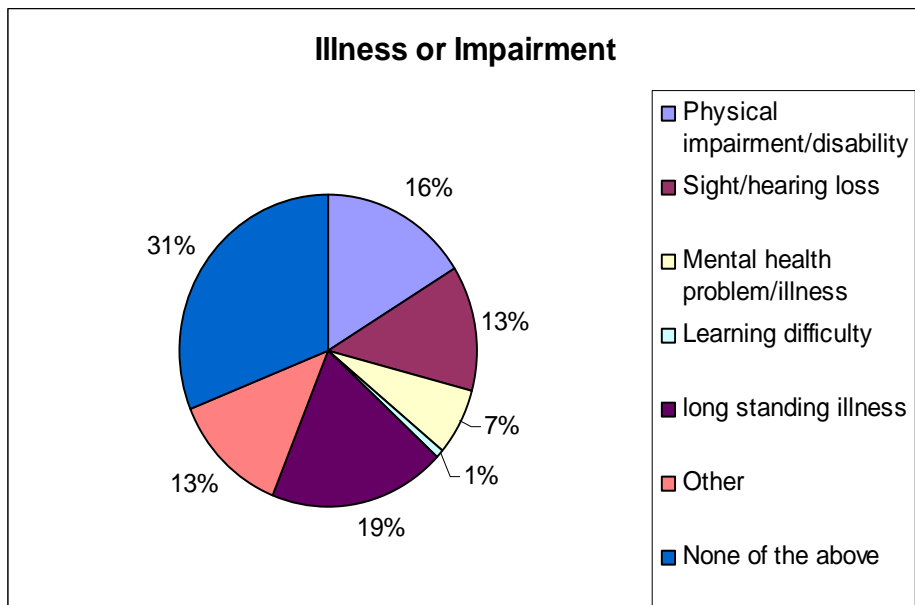
	Number
Less than 6 mths	2
6+ months -less than a year	7
1+ yr - less than 3 yrs	46
3+ yrs - less than 5 yrs	43
5+ yrs - less than 10 yrs	61
10+ yrs - less than 15 yrs	22
15+ yrs - less than 20 yrs	13
20+ years	29
Total	223
No response	2

How long do you spend each week looking after or helping the person you care for?



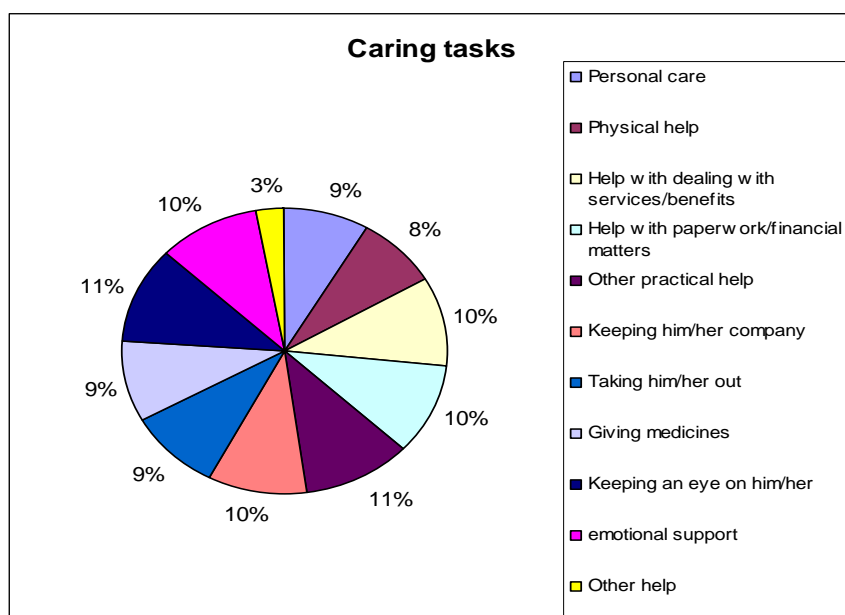
	Number
0-9 hrs	16
10-19 hrs	13
20-34 hrs	9
35-49 hrs	8
50-74 hrs	14
75-99 hrs	22
100+ hrs	108
Varies – Under 20 hrs	3
Varies – 20+ hrs	13
Other	11
Total	217
no response	8

Do you have any of the following?



	Number
Physical impairment/disability	42
Sight/hearing loss	34
Mental health problem/illness	18
Learning difficulty	2
long standing illness	50
Other	33
None of the above	81
Total	260

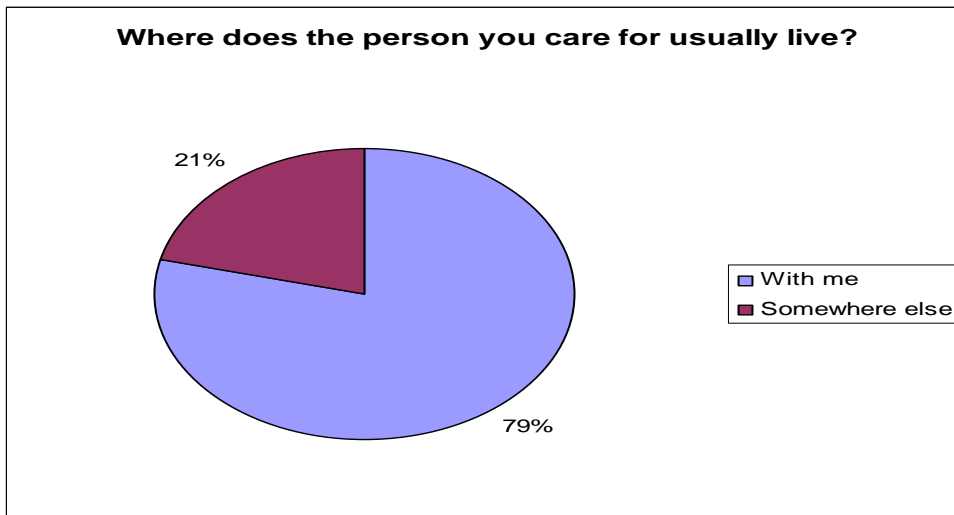
Over the last 12 months, what kinds of things did you usually do for the person you care for?



	Number
Personal care	156
Physical help	147
Help with dealing with services/benefits	187
Help with paperwork - financial matters	186
Other practical help	201
Keeping him/her company	178
Taking him/her out	169
Giving medicines	170
Keeping an eye on him/her	197
emotional support	190
Other help	50
Total	1831

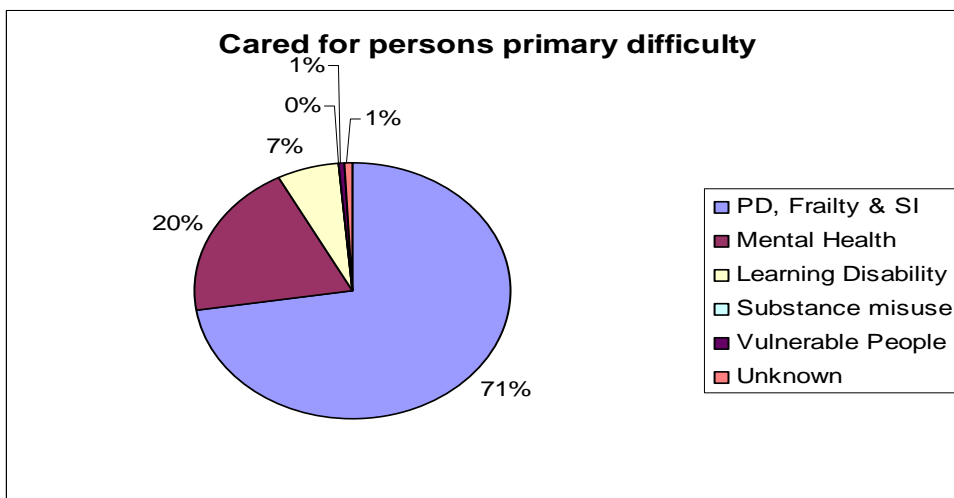
The sum of the responses may not equal the total number of respondents as carers were invited to tick more than one answer.

Where does the person you care for usually live?



	Number
With me	177
Somewhere else	47
Total	224
No response	1

Does the person you care for have....

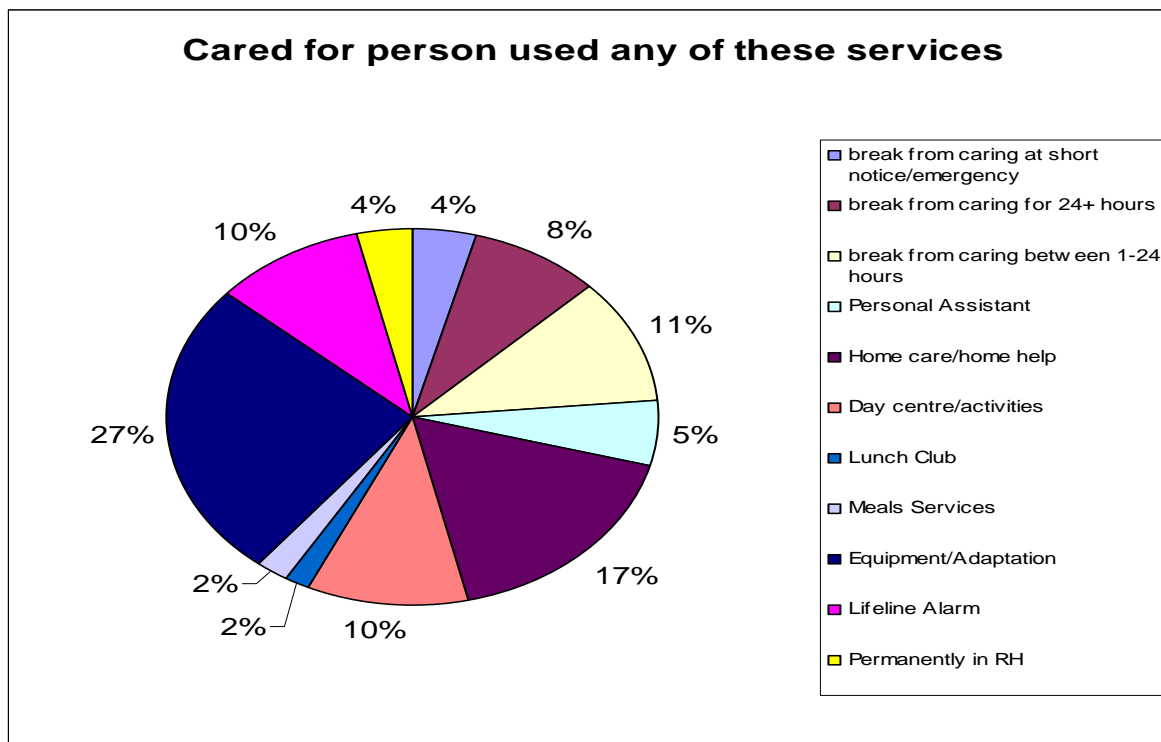


Note: PD: Physical disability, SI: Sensory Impairment e.g. visual/hearing impairment

	Number
PD, Frailty & SI	284
Mental Health	77
Learning Disability	26
Substance misuse	0
Vulnerable People	2
Unknown	3
Total	389

The sum of the responses may not equal the total number of respondents as the carer was invited to tick more than one answer.

Has the person you care for used any of the support or services listed below in the last 12 months? They may be provided by different organisations, such as a voluntary organisation, a private agency or Social Services.



	Number
Break from caring at short notice/emergency	21
Break from caring for 24+ hours	42
Break from caring between 1-24 hours	55
Personal Assistant	27
Home care/home help	86
Day centre/activities	52
Lunch Club	8
Meals Services	11
Equipment/Adaptation	128
Lifeline Alarm	49
Permanently in RH	18
Total	497